



Since 1949

# Acme Sanitary Ware Co. Ltd.

1/F, Acme Building, 22-28 Nanking Street, Kowloon, Hong Kong


Tel: 2388 7171 Fax: 2710 8012

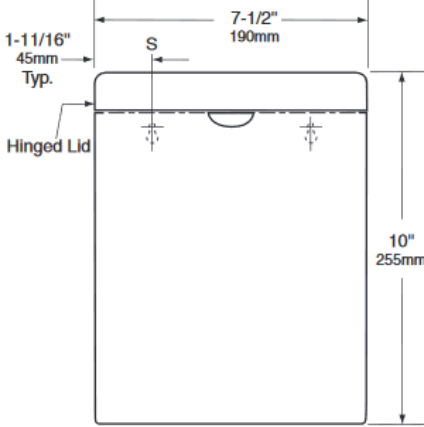
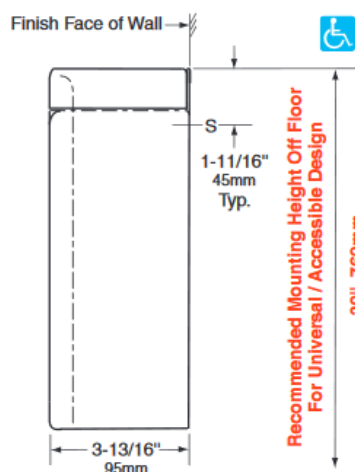
Email: acme@acmesanitary.com.hk

Website: www.acmesanitary.com.hk

PROJECT		REF		REV	ITEM CODE	
LOCATION		DATE			PAGE	

## SANITARY WARE SPECIFICATION SHEET

Item Descriptions	Bobrick (USA) "Contura Series" Surface mounted sanitary napkin disposal	<div>Illustration/ Drawing</div> <div></div>
Model	B-270	
Material	Stainless Steel	
Manufacturer	Bobrick Washroom Equipment Inc. (USA)	
Supplier	Acme Sanitary Ware Co. Ltd Mr. Eric Wong/ Mr. Don Yuen (852) 2388-7171 / (852) 2710-8012	
Contact Tel/Fax	acme@acmesanitary.com.hk www.acmesanitary.com.hk	
E-mail		
Website		
<b>MATERIALS:</b> <b>Container</b> — 18-8, type-304, 22-gauge (0.8mm) stainless steel. All-welded construction. Exposed surfaces have satin finish. Integral finger depression for opening cover. Front of container has same degree of arc as front of cover and other Bobrick ConturaSeries washroom accessories. Radius on side edges of container match corners and edges of cover and other ConturaSeries accessories. <b>Cover</b> — 18-8, type-304, 22-gauge (0.8mm) stainless steel with satin finish. Drawn, one-piece, seamless construction. Front of cover has same degree of arc as front of container and other Bobrick Contura Series washroom accessories. Radius on corners and edges of cover match side edges of container and other Contura Series accessories. Secured to container with a full-length stainless steel piano-hinge.		
<b>OPERATION:</b> Cover flips up for disposal of sanitary napkins and for servicing container.		
<b>INSTALLATION:</b> For partitions with particle-board or other solid core, secure with two #8 x 3/4" (4.2 x 19mm) sheet-metal screws (not furnished) at all points indicated by an S, or provide through-bolts, nuts, and washers. For hollow-core metal partitions, provide solid backing into which sheet-metal screws can be secured. If two units are installed back-to-back, then provide threaded sleeves and machine screws for the full thickness of partition. For masonry walls, provide fiber plugs or expansion shields for use with sheet-metal screws, or provide 3/16" (5mm) toggle bolts or expansion bolts. For plaster or dry wall construction, provide concealed backing to comply with local building codes, then secure unit with sheet-metal screws.		
<b>SPECIFICATION:</b> Surface-mounted sanitary napkin disposal shall be type-304 stainless steel with all-welded construction; exposed surfaces shall have satin finish. Front of sanitary napkin disposal shall have same degree of arc and match other Bobrick ConturaSeries accessories in the washroom. Radius on corners and edges of sanitary napkin disposal shall complement other Bobrick ConturaSeries washroom accessories. Cover shall be drawn, one-piece, seamless construction and secured to container with a full-length stainless steel piano-hinge. Container shall have integral finger depression for opening cover.		

1-11/16" 45mm Typ.	7-1/2" 190mm	
Finish Face of Wall	30" 760mm	

\* All information of the above is for the reference only. No prior notice is made if any changes.

Source: Bobrick Washroom Equipment Inc.